

## Lesson 15: Infinite decimal expansions

### Goals

- Compare and contrast (orally) decimal expansions for rational and irrational numbers.
- Coordinate (orally and in writing) repeating decimal expansions and rational numbers that represent the same number.

### Learning Targets

- I can write a repeating decimal as a fraction.
- I understand that every number has a decimal expansion.

### Lesson Narrative

In this lesson, students further explore finding decimal expansions of rational numbers as well as irrational numbers. In the warm-up, students find the decimal expansion of  $\frac{3}{7}$ , which starts to repeat as late as the seventh decimal place. However, once the first repeating digit shows up, repeated reasoning allows the students to stop the long-division process. The discussion of the warm-up is a good place to introduce students to the notation for repeating decimal expansions.

In the first classroom activity, students learn how to take a repeating decimal expansion and rewrite it in fraction form. The activity uses cards with the steps and explanations of the process and asks students to put these cards in order. Once they have the correct order, they use the same steps on different decimal expansions. While the numbers are different, the structure of the method is the same.

In the last activity of this lesson, and of this unit, students investigate how to approximate decimal expansions of irrational numbers. In an earlier lesson, students learned that  $\sqrt{2}$  cannot be written as a fraction and they estimated its location on the number line. Now they use “successive approximation,” a process of zooming in on the number line to find more and more digits of the decimal expansion of  $\sqrt{2}$ . They also use given circumference and diameter values to find more precise approximations of  $\pi$ , another irrational number students know. In contrast to the previous lesson, students see that there is no easy way to keep zooming in on these irrational numbers. They are not predictable like a repeating decimal. Because it is not possible to write out the complete decimal expansion of an irrational number we use symbols to name them. However, in practice we use approximations that are good enough for a given purpose.

### Building On

- Convert a rational number to a decimal using long division; know that the decimal form of a rational number terminates in 0s or eventually repeats.

### Addressing

- Know that numbers that are not rational are called irrational. Understand informally that every number has a decimal expansion; for rational numbers show that the decimal expansion repeats eventually, and convert a decimal expansion which repeats eventually into a rational number.

### Instructional Routines

- Stronger and Clearer Each Time
- Discussion Supports
- Think Pair Share

### Required Materials

#### Pre-printed slips, cut from copies of the blackline master

Some Numbers are Rational  $0.4\dot{8}\dot{5}$	Some Numbers are Rational  I want to turn this repeating decimal into a fraction. I can see this decimal number has a two-digit repeating pattern.
Some Numbers are Rational  $x = 0.4\dot{8}\dot{5}$	Some Numbers are Rational  First, I'll set $x$ equal to this number.
Some Numbers are Rational  $100x = 48.5\dot{8}\dot{5}$	Some Numbers are Rational  Since the repeating pattern is 2 digits long, I'm going to multiply by 100 and write out a few more digits so I can still see the pattern.
Some Numbers are Rational  $\begin{array}{r} 100x = 48.5\dot{8}\dot{5} \\ -x \quad - 0.485\dot{8}\dot{5} \end{array}$	Some Numbers are Rational  Now I'll subtract the value of the decimal from each side. By lining the subtraction up vertically it's easier to see what the left side will equal.
Some Numbers are Rational  $\begin{array}{r} 99x = 48.1 \\ 990x = 481 \end{array}$	Some Numbers are Rational  If I multiply each side by 10, I can rewrite my equation without any decimal numbers.
Some Numbers are Rational  $x = \frac{481}{990}$	Some Numbers are Rational  Dividing each side by 990, I now know  $0.4\dot{8}\dot{5} = \frac{481}{990}$

## Required Preparation

Prepare enough copies of the Some Numbers are Rational blackline master for each group of 2 to have a set of 6 cards.

## Student Learning Goals

Let's think about infinite decimals.

## 15.1 Searching for Digits

### Warm Up: 5 minutes

The purpose of this warm-up is to give students practice rewriting numbers in different forms. Students have re-written rational numbers with terminating decimals in fraction form and the reverse, as well as calculated the decimal form of  $\frac{2}{11}$ , which has an infinitely repeating two-digit pattern. Students are only asked to get to the first digit that repeats, which for  $\frac{3}{7}$  is the 7th digit after the decimal point.

Since students are expected to notice a repeating pattern, they should not use a calculator for this activity.

### Instructional Routines

- Think Pair Share

### Launch

Remind students of the previous activity where the decimal expansion of  $\frac{2}{11}$  was shown to be 0.1818... using long division and repeated reasoning.

Students in groups of 2. 1 minute of quiet work time followed by partner and whole-class discussion.

### Student Task Statement

The first 3 digits after the decimal for the decimal expansion of  $\frac{3}{7}$  have been calculated. Find the next 4 digits.

$$\begin{array}{r}
 0.428 \\
 7 \overline{) 3} \\
 \underline{- 28} \\
 20 \\
 \underline{- 14} \\
 60 \\
 \underline{- 56} \\
 4
 \end{array}$$

### Student Response

5714

### Activity Synthesis

Ask students what the next 4 digits are, and record them on the calculation for all to see. Ask students, “Without calculating, what number, do you think will be next? Why?” (I think 2 will be the next digit because I can see the starting pattern has begun again.)

Continue the calculation and verify that 2 comes next. Repeat this process until reaching 4 again. Point out that this cycle will continue indefinitely, because we can completely predict what will happen at each step because it is exactly like what happened 7 steps ago.

Define a *repeating decimal* and show students the notation again. State that all rational numbers have a decimal expansion that eventually repeats. Sometimes it eventually repeats 0's like  $\frac{1}{2} = 0.5000000\dots$ , and we call this *terminating decimal*. Be careful in the use of the word “pattern” as it can be ambiguous. For example there is a pattern to the digits of the number  $0.12112111211112\dots$ , but the number is not rational.

## 15.2 Some Numbers Are Rational

### 15 minutes

The purpose of this activity is for students to learn and practise a strategy for rewriting rational numbers with decimal representations that repeat eventually into their fraction representations. Students begin by arranging cards in order that show how

the strategy was used to show  $0.4\dot{8}5 = \frac{481}{990}$ . Next, students use the strategy to calculate the fraction representations of two other values.

The extension problem asks students to repeat the task for decimal expansions with a single repeating digit, such as  $0.\dot{3}$  and  $0.\dot{9}$ . While simpler to process algebraically, it may be counter-intuitive for students to conclude that  $0.\dot{9} = 1$ . The fact that one number can have two different decimal expansions is often surprising, and hints at the fact that the number line has some quite subtle aspects to it. Students might insist that  $0.\dot{9}$  must be strictly less than 1, which can invite an interesting discussion as to the nature of infinite decimal expansions. If such a discussion arises, invite students to try to make their argument precise, and to try to explain where they feel there is a flaw in their argument that  $0.\dot{9} = 1$ . Discussion points to help resolve lingering dissonance include:

- Asking whether any numbers on the number line could be *between*  $0.\dot{9}$  and 1.
- Whether expressions like  $0.\dot{9}5$  make any sense. (They do not, since the notation  $0.\dot{9}$  notation means the pattern continues *forever*.)
- A second argument for those who accept that  $\frac{1}{3} = 0.\dot{3}$  is to multiply both sides by 3.

### Instructional Routines

- Stronger and Clearer Each Time

### Launch

Demonstrate the algorithm with an example such as converting  $0.\dot{1}2 = \frac{12}{99}$ .

Arrange students in groups of 2. Do not provide access to calculators. Distribute a set of the slips cut out from the blackline master to each group. Tell students that once they have the cards arranged, they should work on the second problem individually and then compare their work with their partner. Finish with a whole class discussion.

*Engagement: Develop Effort and Persistence.* Encourage and support opportunities for peer interactions. Prior to the whole-class discussion, invite students to share their work with a partner, detailing the steps they took to calculate the fraction representation of the repeating decimals. Display sentence frames to support student conversation such as: “First, I \_\_\_ because . . .”, “Next I . . .”, and “Finally, in order to solve, I \_\_\_ because . . .”

*Supports accessibility for: Language; Social-emotional skills Writing, Speaking: Stronger and Clearer Each Time.* Use this routine to give students a structured opportunity to revise and refine their response to “Use Noah’s method to calculate the fraction representation of  $0.1\dot{8}6$  and  $0.7\dot{8}8$ ”. Ask each student to meet with 2–3 other partners for feedback. Display prompts for feedback that will help students strengthen their ideas and clarify their language. For example, “Can you explain how...?” and “You should expand on...”, “Can you say that another way?”, etc. Give students 1–2 minutes to revise their writing based on the feedback they received.

*Design Principle(s): Optimise output (for generalisation)*

### Student Task Statement

Your teacher will give your group a set of cards. Each card will have a calculations side and an explanation side.

1. The cards show Noah's work calculating the fraction representation of  $0.4\overline{85}$ . Arrange these in order to see how he figured out that  $0.4\overline{85} = \frac{481}{990}$  without needing a calculator.
2. Use Noah's method to calculate the fraction representation of:
  - a.  $0.1\overline{86}$
  - b.  $0.7\overline{88}$

### Student Response

1. See blackline master for the correct order.
2.
  - a.  $\frac{185}{990}$  or equivalent. Sample response:  $x = 0.1\overline{86}$ ,  $100x = 18.6\overline{86}$ ,  $100x - x = 18.6\overline{86} - 0.1\overline{86}$ ,  $99x = 18.5$ ,  $990x = 185$ ,  $x = \frac{185}{990}$
  - b.  $\frac{71}{90}$  or equivalent. Sample response:  $x = 0.7\overline{88}$ ,  $10x = 7.8\overline{8}$ ,  $10x - x = 7.8\overline{8} - 0.7\overline{88}$ ,  $9x = 7.1$ ,  $90x = 71$ ,  $x = \frac{71}{90}$

### Are You Ready for More?

Use this technique to find fractional representations for  $0.\overline{3}$  and  $0.\overline{9}$ .

### Student Response

We have  $0.\overline{3} = \frac{1}{3}$  and  $0.\overline{9} = \frac{9}{9} = 1$ .

### Activity Synthesis

The goal of this discussion is to help students build a more robust understanding of how the strategy works. Begin the discussion by selecting 2–3 students to share their work for the second problem, displaying each step for all to see. Ask if anyone completed the problem in a different way and, if so, have those students also share.

If no students notice it, point out that when rewriting  $0.7\overline{88}$ , we can multiply by 100, but multiplying by 10 also works since the part that repeats is only 1 digit long.

End the discussion by asking students to rewrite  $0.3\overline{0}$  using this strategy. This is like using a sledgehammer for a nail, but it works and is reflective of the work they did in an earlier activity.

---

## 15.3 Some Numbers Are Not Rational

### 15 minutes

Students first encountered irrational numbers at the start of this unit as a way to denote the side lengths of squares. They also spent time attempting to find a number of the form  $\frac{a}{b}$ , where  $a$  and  $b$  are integers, that is equal to  $\sqrt{2}$  only to have it revealed that  $\sqrt{2}$  is irrational. Now that students have recently done a lot of thinking about decimal representations of rational numbers and how to convert the infinitely repeating decimal representation of a number into a fraction representation, we revisit irrationals to further the point that no such fraction representation exists for these numbers. For many irrationals, long division doesn't work as a tool to calculate a decimal approximation because there are no two integers to divide. It can be said that a square of area 2 has a side length of  $\sqrt{2}$  or that  $\sqrt{2}$  is a number that, when squared, has a value of 2 (with  $-\sqrt{2}$  being the other number). All this means is that different methods to approximate the value need to be discussed.

In this activity, students will approximate the value of  $\sqrt{2}$  using successive approximation and discuss how they might figure out a value for  $\pi$  using measurements of circles. Students will also plot these values on number lines accurately to the thousandth place to reinforce the idea that irrational numbers are numbers. Therefore, irrational numbers have a place on the number line even if they cannot be written as a fraction of integers.

### Instructional Routines

- Discussion Supports

### Launch

Calculators are okay, but students should not use the root button or the  $\pi$  button. Before beginning, remind students that we have previously found decimal representations for fractions, and that knowing these representations made it easier to plot numbers on a number line. Today we are going to do the same thing with irrational numbers. Ask students “Earlier, we used long division to find decimal representations of numbers. Why can't we do that today with irrational numbers?” (Irrational numbers are ones that cannot be written as fractions.)

Follow work time with a whole-class discussion.

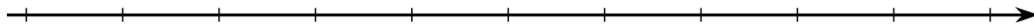
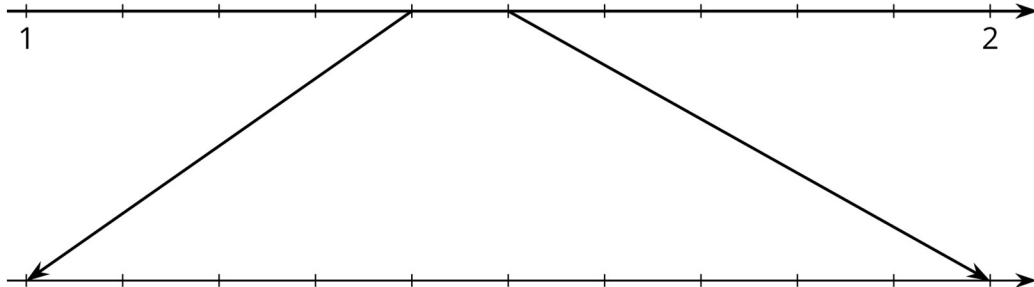
*Action and Expression: Internalise Executive Functions.* Chunk this task into more manageable parts to support students who benefit from support with organisational skills in problem solving. For example, present one question at a time and monitor students to ensure they are making progress throughout the activity.

*Supports accessibility for: Organisation; Attention*

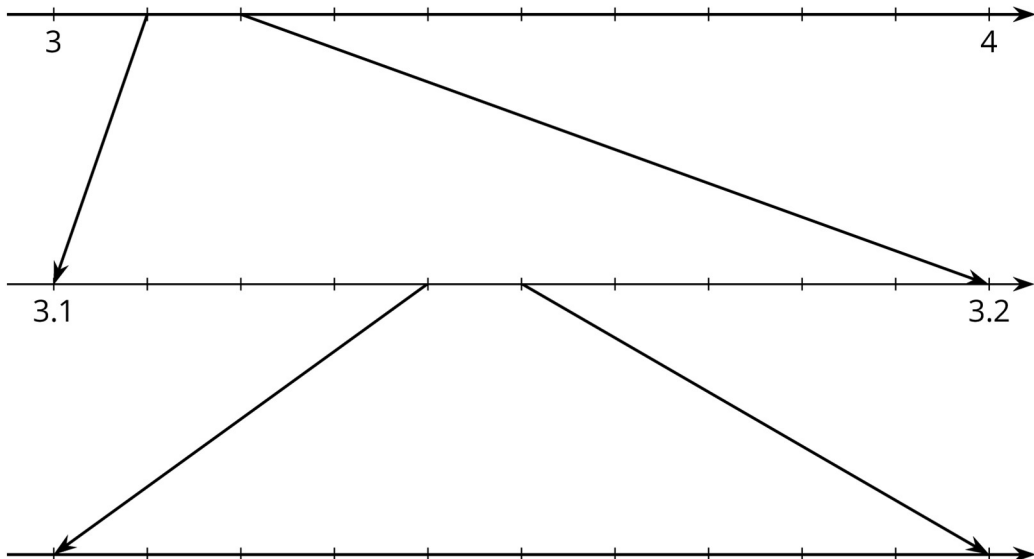
### Student Task Statement

- Why is  $\sqrt{2}$  between 1 and 2 on the number line?
- Why is  $\sqrt{2}$  between 1.4 and 1.5 on the number line?

- c. How can you figure out an approximation for  $\sqrt{2}$  accurate to 3 decimal places?
- d. Label all of the tick marks. Plot  $\sqrt{2}$  on all three number lines. Make sure to add arrows from the second to the third number lines.



- a. Elena notices a beaker in science class says it has a diameter of 9 cm and measures its circumference to be 28.3 cm. What value do you get for  $\pi$  using these values and the equation for circumference,  $C = 2\pi r$ ?
- b. Diego learned that one of the space shuttle fuel tanks had a diameter of 840 cm and a circumference of 2 639 cm. What value do you get for  $\pi$  using these values and the equation for circumference,  $C = 2\pi r$ ?
- c. Label all of the tick marks on the number lines. Use a calculator to get a very accurate approximation of  $\pi$  and plot that number on all three number lines.



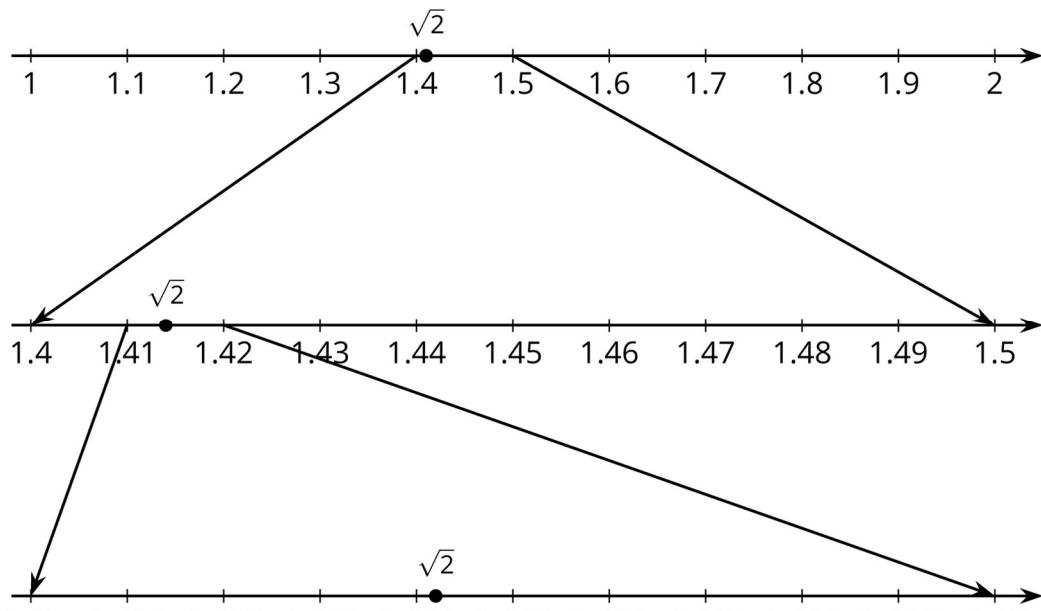


- d. How can you explain the differences between these calculations of  $\pi$ ?

**Student Response**

1.

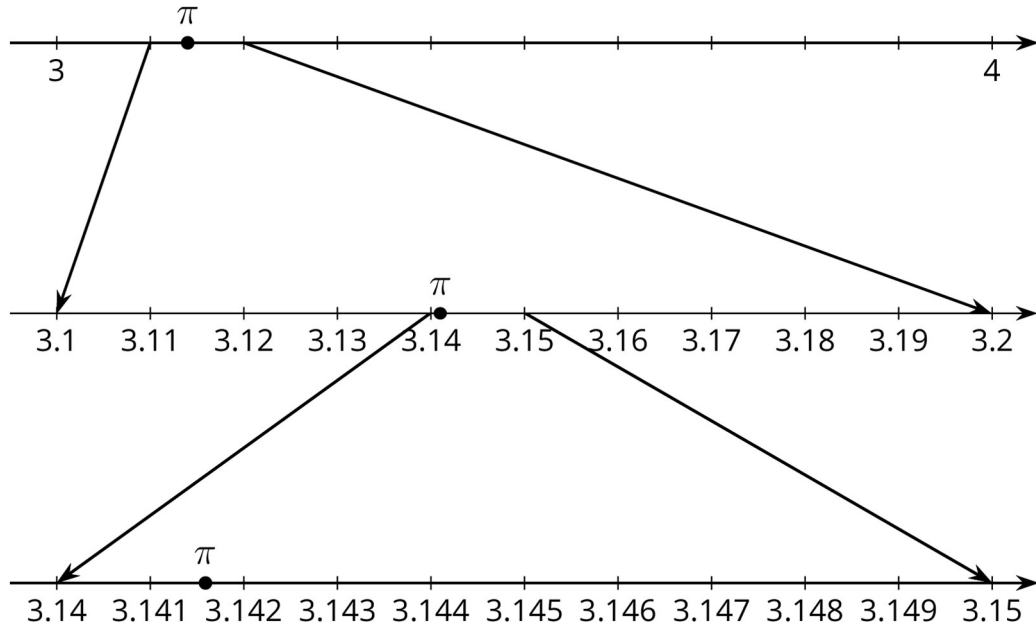
- a. Answers vary. Sample response:  $\sqrt{2}^2$  is between  $1^2$  and  $2^2$ , so  $\sqrt{2}$  must be between 1 and 2.
- b. Answers vary. Sample response:  $\sqrt{2}^2$  is between  $1.4^2$  and  $1.5^2$ , so  $\sqrt{2}$  must be between 1.4 and 1.5.



- c.
- d. Answers vary. Sample response: Checking the squares of values from 1.40 to 1.50,  $1.41^2$  is the closest to  $\sqrt{2}^2$ . Next, checking the squares of values from 1.410 to 1.419,  $1.414^2$  is the closest to  $\sqrt{2}^2$ . So, 1.414 is approximately equal to  $\sqrt{2}$ .

2.

- a.  $28.3 \div 9 = 3.1\dot{4}$
- b.  $2639 \div 840 = 3.141\dot{6}$
- c. A calculator will give something similar to 3.141592654 as a value for  $\pi$ .



- d. Answers vary. Sample response: Diego and Elena's calculations are using measurements made from actual objects, which means they were approximated with things like tape measures. The objects are probably also not perfectly round. This makes them less accurate than my calculator, which has many digits of  $\pi$  programmed into it.

### Activity Synthesis

The purpose of this discussion is to deepen students understanding that irrational numbers are not fractions. As such, their values are approximated using different methods than for rational numbers. Begin the discussion by asking:

- “How long do you think you could keep using the method in the first problem to find more digits of the decimal representation of  $\sqrt{2}$ ?” (My calculator only shows 9 digits to the left of the decimal, so that's as far as I could go.)
- “Would this method work for any root?” (Yes, I could find the two perfect squares the square of the root is between and then start approximating the value of the root from there.)

Tell students that what they did in the first problem is a strategy called “successive approximation.” It takes time, but successive approximation works for finding more and more precise approximations of irrational numbers so long as you have a clear value to check against. In the case of  $\sqrt{2}$ , since  $\sqrt{2}^2 = 2$ , there was a clear value to test approximations against whether they are too high or too low.

Lastly, select 2–3 students to share their response to the last part of the second problem. Make sure students understand that since measuring has limitations of accuracy, any

---

calculation of  $\pi$  using measurement, such as with the beaker and the fuel tank, will have its own accuracy limited.

*Speaking: Discussion Supports.* Use this routine to support whole-class discussion when students to share their response to the last part of the second problem. Call on students to use mathematical language to restate and/or revoice the strategy (or strategies) presented. Consider providing students time to restate what they hear to a partner, before selecting one or two students to share with the class. Ask the original speaker if their peer was accurately able to restate their thinking. Call students' attention to any words or phrases that helped to clarify the original statement. This will provide more students with additional opportunities to speak and describe the differences between calculations of  $\pi$ .

*Design Principle(s): Support sense-making; Maximise meta-awareness*

## Lesson Synthesis

To wrap up the lesson, emphasise that  $\sqrt{2}$  and  $\pi$  are irrational numbers. Their decimal expansions never end and never repeat like rational numbers do. But they are still numbers! The number  $\sqrt{2}$  is the length of the diagonal of a square with a side length of 1 unit. It has to be a number because you can see it when you draw a square. Similarly,  $\pi$  has to be a number because you can see it when you draw a circle. The big take away is that we have now learned about numbers that are real, but that are not fractions or their opposites. Here are some questions to discuss:

- “What are some decimals for which our method of rewriting decimals as fractions will work?” (Any repeating decimal.)
- “We’ve seen that the decimal expansion of  $\sqrt{2}$  does not repeat. What would happen if we tried to use Noah’s method on  $\sqrt{2}$ ? On  $\pi$ ?” (It would not work, because those numbers are irrational.)

## 15.4 Repeating in Different Ways

**Cool Down: 5 minutes**

### Student Task Statement

Let  $x = 0.147$  and let  $y = 0.\dot{1}4\dot{7}$ .

- Is  $x$  a rational number?
- Is  $y$  a rational number?
- Which is larger,  $x$  or  $y$ ?

### Student Response

- Yes.  $0.147 = \frac{147}{1000}$  is rational.

- Yes.  $0.\dot{1}4\dot{7}$  is an infinite repeating decimal, so is rational. (In fact,  $0.\dot{1}4\dot{7} = \frac{49}{333}$ ).
- $y$  is larger than  $x$ , since  $y$  would be to the right of  $x$  on the number line.

### Student Lesson Summary

Not every number is rational. Earlier we tried to find a fraction whose square is equal to 2. That turns out to be impossible, although we can get pretty close (try squaring  $\frac{7}{5}$ ). Since there is no fraction equal to  $\sqrt{2}$  it is not a rational number, which is why we call it an irrational number. Another well-known irrational number is  $\pi$ .

Any number, rational or irrational, has a decimal expansion. Sometimes it goes on forever. For example, the rational number  $\frac{2}{11}$  has the decimal expansion 0.181818... with the digits 1 and 8 repeating forever. Every rational number has a decimal expansion that either stops at some point or ends up in a repeating pattern like  $\frac{2}{11}$ . Irrational numbers have infinite decimal expansions, but they don't end up in a repeating pattern. From the decimal point of view we can see that rational numbers are pretty special. Most numbers are irrational, even though the numbers we use on a daily basis are more frequently rational.

### Lesson 15 Practice Problems

#### 1. Problem 1 Statement

Elena and Han are discussing how to write the repeating decimal  $x = 0.13\dot{7}$  as a fraction. Han says that  $0.13\dot{7}$  equals  $\frac{13\,764}{99\,900}$ . "I calculated  $1000x = 137.7\dot{7}$  because the decimal begins repeating after 3 digits. Then I subtracted to get  $999x = 137.64$ . Then I multiplied by 100 to get rid of the decimal:  $99\,900x = 13\,764$ . And finally I divided to get  $x = \frac{13\,764}{99\,900}$ ." Elena says that  $0.13\dot{7}$  equals  $\frac{124}{900}$ . "I calculated  $10x = 1.3\dot{7}$  because one digit repeats. Then I subtracted to get  $9x = 1.24$ . Then I did what Han did to get  $900x = 124$  and  $x = \frac{124}{900}$ ."

Do you agree with either of them? Explain your reasoning.

#### Solution

Both strategies are valid. Han and Elena both get fractions that are equal to  $0.13\dot{7}$ . These are equivalent fractions, but Elena's fraction has fewer common factors in the numerator and denominator. The equivalent fraction with the lowest possible denominator is  $\frac{31}{225}$ .

#### 2. Problem 2 Statement

How are the numbers  $0.444$  and  $0.\dot{4}$  the same? How are they different?

**Solution**

Answers vary. Sample response: They are the same in that they are both rational numbers between 0.4 and 0.5, and the first three digits in their decimal expansions are the same. They are different in that  $0.\dot{4}$  is greater than 0.444 because it has a greater digit in the ten-thousandths place. 0.444 is a terminating decimal, while  $0.\dot{4}$  is an infinitely repeating decimal.

**3. Problem 3 Statement**

a. Write each fraction as a decimal.

i.  $\frac{2}{3}$

ii.  $\frac{126}{37}$

iii.  $\frac{5}{9}$

b. Write each decimal as a fraction.

i.  $0.\dot{7}\dot{5}$

ii.  $0.\dot{3}$

iii.  $0.\dot{7}$

**Solution**

a.

i.  $0.\dot{6}$

ii.  $3.\dot{4}0\dot{5}$

iii.  $0.\dot{5}$

b.

i.  $\frac{75}{99}$  (or equivalent)

ii.  $\frac{1}{3}$  (or equivalent)

iii.  $\frac{7}{9}$

**4. Problem 4 Statement**

Write each fraction as a decimal.

---

a.  $\frac{48}{99}$

b.  $\frac{5}{99}$

c.  $\frac{7}{100}$

d.  $\frac{53}{90}$

**Solution**

a. 0.48

b. 0.05

c. 0.07

d. 0.58

**5. Problem 5 Statement**

Write each decimal as a fraction.

a. 0.13̇

b. 0.14̇

c. 0.03̇

d. 0.63̇8

e. 0.524̇

f. 0.15̇

**Solution**

a.  $\frac{2}{15}$  (or equivalent)

b.  $\frac{14}{99}$  (or equivalent)

c.  $\frac{3}{99}$  (or equivalent)

d.  $\frac{632}{990}$  (or equivalent)

e.  $\frac{472}{900}$  (or equivalent)

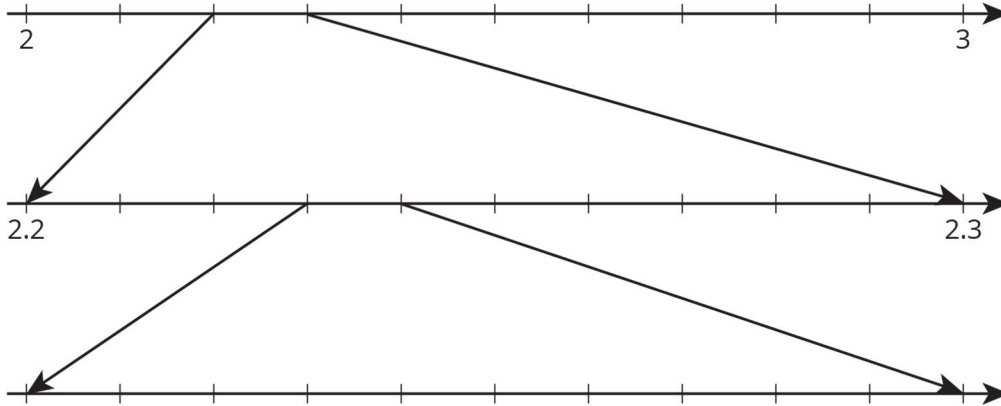
f.  $\frac{14}{90}$  (or equivalent)

---

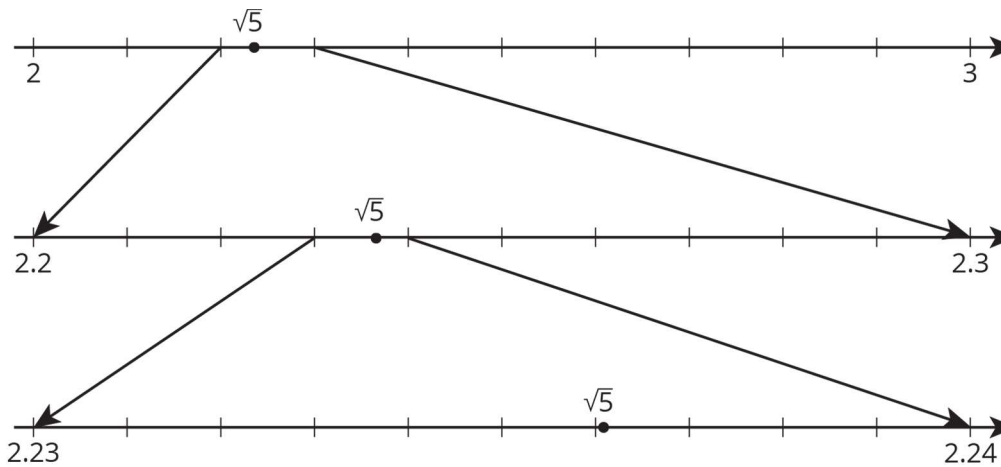
## 6. Problem 6 Statement

$2.2^2 = 4.84$  and  $2.3^2 = 5.29$ . This gives some information about  $\sqrt{5}$ .

Without directly calculating the square root, plot  $\sqrt{5}$  on all three number lines using successive approximation.



### Solution



© These materials were derived and adapted from Illustrative Mathematics's IM 6–8 Math™. IM 6–8 Math was originally developed by Open Up Resources and authored by Illustrative Mathematics®, and is copyright 2017–2019 by Open Up Resources. It is licensed under the Creative Commons Attribution 4.0 International License (CC BY 4.0) <https://creativecommons.org/licenses/by/4.0/>. OUR's 6–8 Math Curriculum is available at <https://openupresources.org/math-curriculum/>. Adaptations and updates to IM 6–8 Math™ are copyright 2019 by Illustrative Mathematics®, and are licensed under the Creative Commons Attribution 4.0 International License (CC BY 4.0). Further adaptations have been made by MEI.