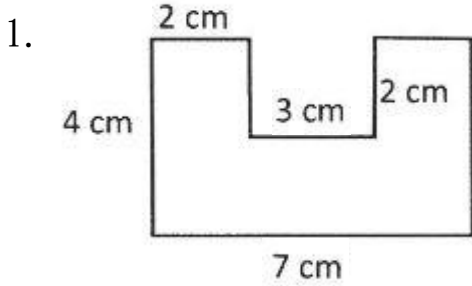


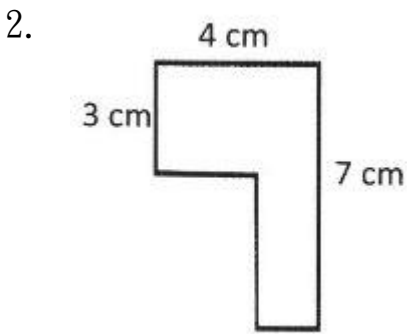
利用平移的方法，在方格內列出計算下列各圖形周界的過程和答案。



經平移後，圖形可變成*(正方形/長方形)，
 *(要/不要)補上額外線段。*圈出答案

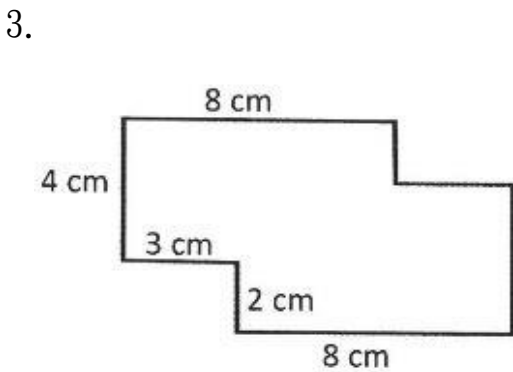
圖形的周界是：

= _____



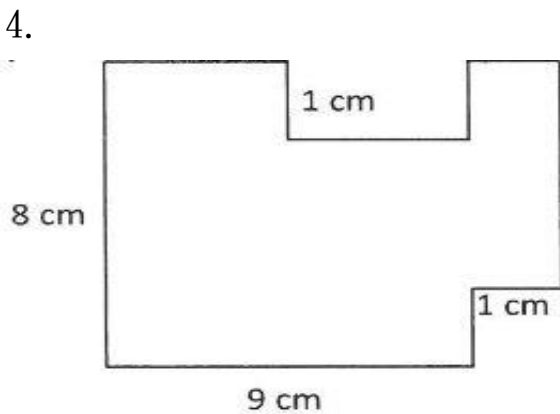
圖形的周界是：

= _____



圖形的周界是：

= _____




圖形的周界是：

= _____

Q2

<https://www.geogebra.org/m/xbhmGbsu>



Q3

<https://ggbm.at/ZRBjmcV5>



Q4

<https://ggbm.at/qbHbpgtW>

