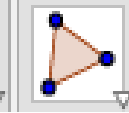
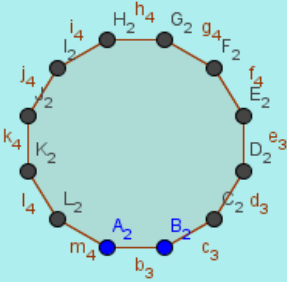
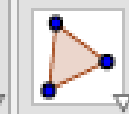
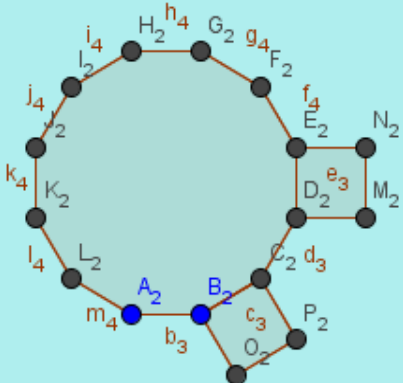
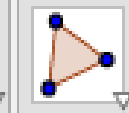
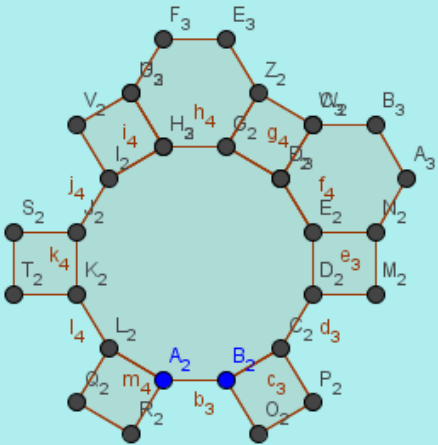
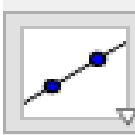
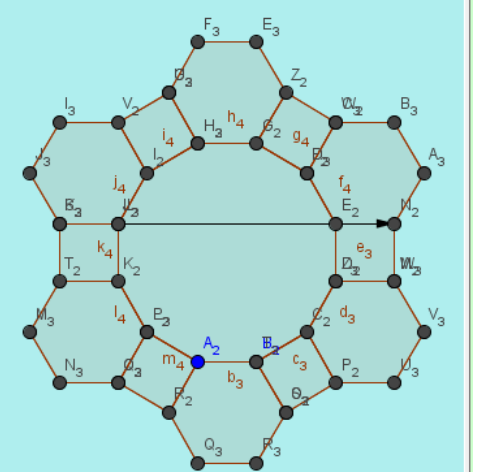
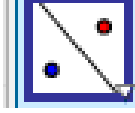
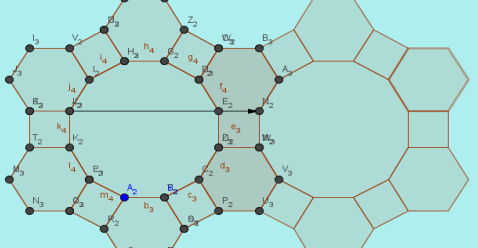
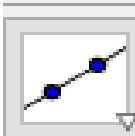
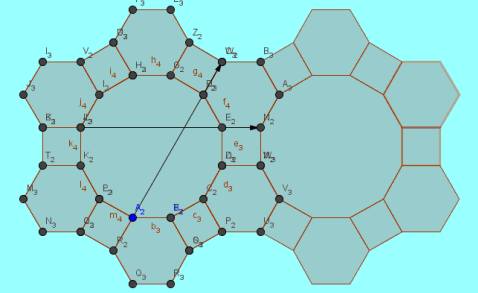
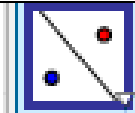
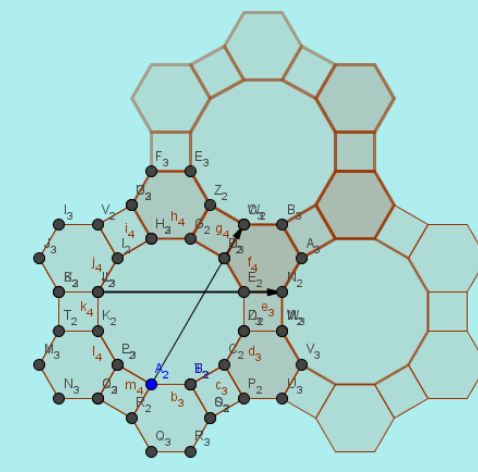


Инструкция к построению.

| | | | |
|---|-------------------------------------------------------------------------------------|--------------------------------------------------------------------------------------------------------------------------------------------------------------|---------------------------------------------------------------------------------------|
| 1 |  | <p>Строим правильный многоугольник.</p> <p>$N=12$</p> |  |
| 2 |  | <p>С вершин B_2 и C_2, D_2 и E_2,... снова строим правильные многоугольники.</p> <p>$N=4$</p> |  |
| 3 |  | <p>3. С вершин E_2 и N_2, G_2 и Z_2,... строим правильные многоугольники.</p> <p>$N=6$</p> |  |

| | | | |
|---|-------------------------------------------------------------------------------------|------------------------------|--------------------------------------------------------------------------------------|
| 4 |  | Проводим вектор J_2, N_2 . |  |
| 5 |  | Делаем параллельный перенос. |  |
| 6 |  | Проводим вектор A_2, W_2 . |  |
| 7 |  | Делаем параллельный перенос. |  |

8

Спрятать все прямые.

