

Grades 1-4 (S), 5-8 (S)

Duration: 15 min

Tools: one Logifaces Set / 1 or 2 students

Individual / Pair work

Keywords: GeoGebra, 3D modeling

## 102 - Identify the Block



MATHS / INTRO



LOGIFACES  
METHODOLOGY  
Erasmus+

**TEACHER**  
Logifaces

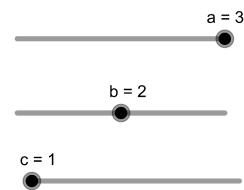
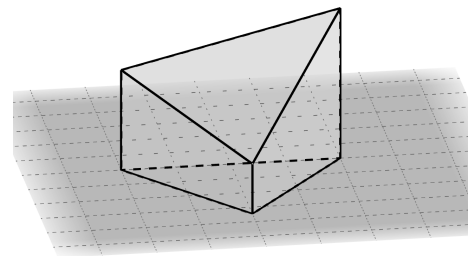
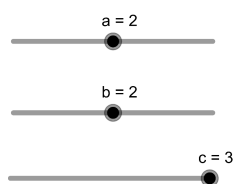
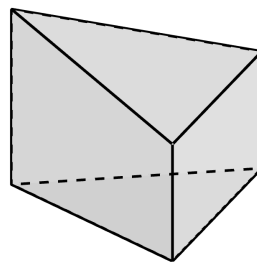
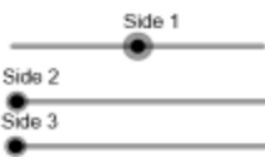
2019-1-HU01-KA201-0612722019-1

### DESCRIPTION

With the link below students can play with an online 3D version of a Logifaces block using their mobile devices:  
<https://www.geogebra.org/m/ew4n8hwb>

They can change its size, turn it, look at it from all directions, and change the heights of the block. The teacher can project the 3D model then set the heights and ask students to find the right block from the sets given to them.

### SOLUTIONS / EXAMPLES



### PRIOR KNOWLEDGE

None

### RECOMMENDATIONS / COMMENTS

This exercise is recommended to get familiar with the Logifaces set.