




<p>Grades 9 - 12</p> <p>Duration: 3 x 45 min</p> <p>Tools: one Logifaces set / person</p> <p>Individual work</p> <p>Keywords: Geometric shapes, Visual interpretation, Masses and visual association</p>	<p>Sensorial intervention</p>  <p>ART / Spatial and temporal relations</p>	 <p>TEACHER Logifaces</p> <p>2019-1-HU01-KA201-0612722019-1</p>
--	--	---

<p>DESCRIPTION</p>	
<p>LESSON 1</p>	<p>The students create Logifaces combinations and take photographs of them from viewpoints that create a complex and atypical spatial illusion of their arrangement. After this they search for examples of architecture that may be visually associated to their work.</p>
<p>LESSON 2</p>	<p>The students observe and analyse the structural directions and mass relationships in what they see.</p>
<p>LESSON 3</p>	<p>After the visual analysis and using the associative architectural scenes, they design an architectural space that includes the presence of the Logifaces blocks.</p>

<p>GUIDELINES / EXPECTATIONS</p>	
<p>INSPIRATION Stanley Tigerman https://tigerman-mccurry.com/project/instant-city</p>	
<p>TECHNIQUE installation, 3 D modelling, design, engineering drawing, SketchUp</p>	
<p>OBJECTIVE Geometry in art and architecture https://math.dartmouth.edu/~matc/math5.geometry/unit1/INTRO.html</p>	

<p>PRIOR KNOWLEDGE</p>	
<p>Knowledge about the relationship between planes and spatial forms, about creating a three-dimensional drawing based on a floor plan, about space representation</p>	

<p>RECOMMENDATIONS / COMMENTS</p>	
--	--

<p>PREFIGURATION</p>	
	
<p>Stanley Tigerman: Instant City, 1968-70</p>	

STUDENT WORK Lauder Javne School, Budapest

