
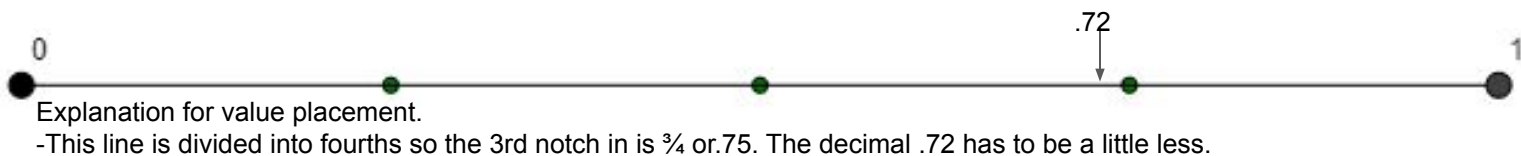
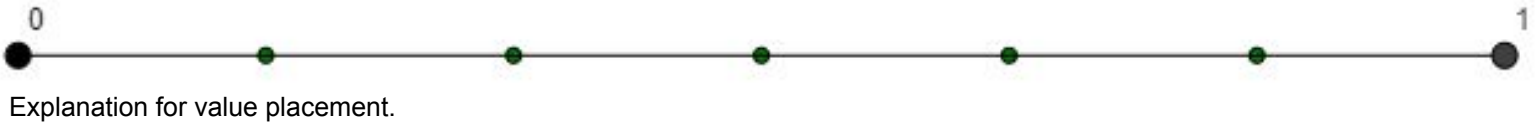



Name: _____

- Click on the link <https://www.geogebra.org/m/K7cDMUC7#material/jTTGbHzC>
- Use the red slider to divide up the number line in equal size chunks.
- Use the newly created dots on the number to help you place the fraction and the decimal in the appropriate place.
- After placing the dots on the number line in the app, check your answers by clicking on the appropriate box.
- Using the number lines provided on the front and back of this activity, place the values given from the app on the appropriate number line in the best location (see 2 examples provided).
- Provide a brief explanation for the value placement on the paper.






Explanation for value placement.



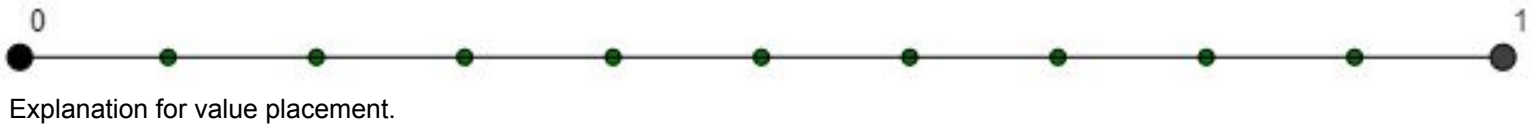
Explanation for value placement.




Explanation for value placement.



Explanation for value placement.



Explanation for value placement.



Explanation for value placement.